


# Adaptive Evacuation – Luminaires

## GuideLed DX 10011 CG-S



### GuideLed DX 10011 CG-S

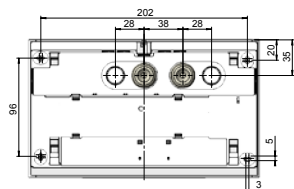
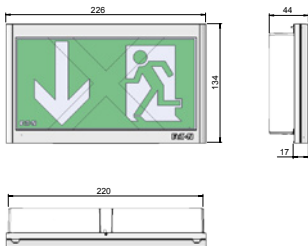
- Escape sign luminaire with LED Lightguide technology for wall-mounting
- Additional function: Displaying a red 'X' to signify an area as closed or blocked
- **DX: activation via a switching input on the supply module e.g. smoke detector or panic switch via potential free contact**
- For adaption to the respective ambient conditions, the power supply module is equipped with different selectable operating modes, e.g. static or flashing red 'X'
- Very good perceptibility on account of high luminance of the white contrasting colour > 500 cd/m<sup>2</sup> in keeping with standard ISO 3864-1 and high uniformity L<sub>min</sub>/L<sub>max</sub> > 0.8
- Reduced battery costs on account of especially low power consumption
- Minimum service requirement due to high service life of the LEDs (50,000 hours)
- Installation of the LED pictogram without tools on the mounting set
- Without power supply: still visible pictogramm

GuideLed DX 10011 CG-S



Viewing distance	20 m
Luminous $\Phi_e/\Phi_v$ at the end of rated operating time (EBLF)	100 %
Housing material	PC, PMMA
Housing colour	Light grey RAL 7035
Weight	0.65 kg
Type of mounting	Wall mounting
Connection terminal	Mains 3 x 2 x 2.5 mm <sup>2</sup> Switch input 2 x 2 x 1.5 mm <sup>2</sup>
Connection voltage	220 - 240 V AC, 50/60 Hz 176 V - 275 V DC
Current consumption - battery operation (220 V)	7 mA
Power consumption mains operation (apparent power / effective power)	4.7 VA / 2.2 W
Inrush current	1.5 A
Permissible ambient temperature	-20 °C to +40 °C
Light source	LED batten

Dimensions in mm



Please observe a distance of 10 mm above for mounting!

### Ordering details - fastening set

Type	Scope of supply (LED pictograms must ordered sepearte)	Order No.
GuideLed DX 1x011 CG-S	Wall mounting set for GuideLed DX 10011 CG-S, Surface mounting, including LED supply with additional switching input and CG-S technology (20 addresses)	40071354646

### Ordering details - LED pictograms (fastening set required)

Type	Scope of supply	Order No.
PL acc. to ISO 7010 <sup>1</sup>	LED piktogram for GuideLed DX/DXC 10011 CG-S, arrow left (PL), acc. to ISO 7010, 20 m	40071355550
PR acc. to ISO 7010 <sup>1</sup>	LED piktogram for GuideLed DX/DXC 10011 CG-S, arrow right (PR), acc. to ISO 7010, 20 m	40071355551
PU, acc. to ISO 7010 <sup>1</sup>	LED piktogram for GuideLed DX/DXC 10011 CG-S, arrow down (PU), acc. to ISO 7010, 20 m	40071355552
PO acc. to ISO 7010 <sup>1</sup>	LED piktogram for GuideLed DX/DXC 10011 CG-S, arrow up (PO), acc. to ISO 7010, 20 m	40071355553

<sup>1</sup> with additional option: red X